



Clinton Plaza

CLINTON, MS



Fletcher Bright Company • (423) 755-8830

A SHOPPING CENTER FEATURING FRED'S & BIG LOTS

Clinton is home to Mississippi College, the oldest institution of higher learning in Mississippi with an enrollment of 5,000 students, and was recently named one of the top 100 Places to Live by Relocate USA. The shopping center sits between three heavily traveled roads, Highway 80, Lakeview Drive and Clinton Boulevard with a combined traffic count of approximately 34,000 vehicles per day passing the site.

Clinton Plaza

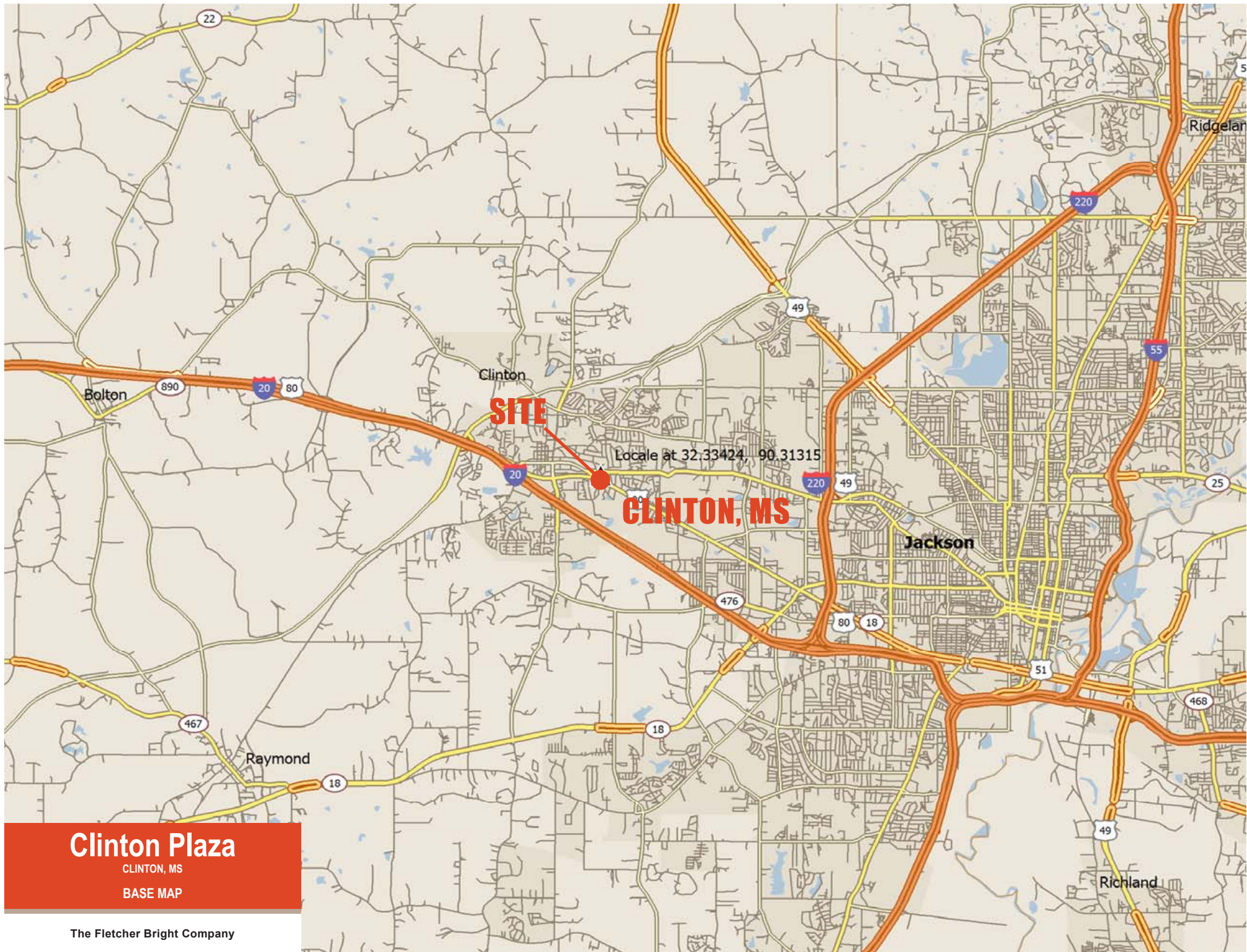
CLINTON, MISSISSIPPI



- Shopping center featuring BIG LOTS, FRED'S, & FAMILY DOLLAR with 99,046sf gross leasable area
- Located at 200 Clinton Boulevard, Clinton, MS 39056
- For leasing information call:

Jones Graham
800-446-3289





Clinton Plaza

CLINTON, MS

BASE MAP

The Fletcher Bright Company

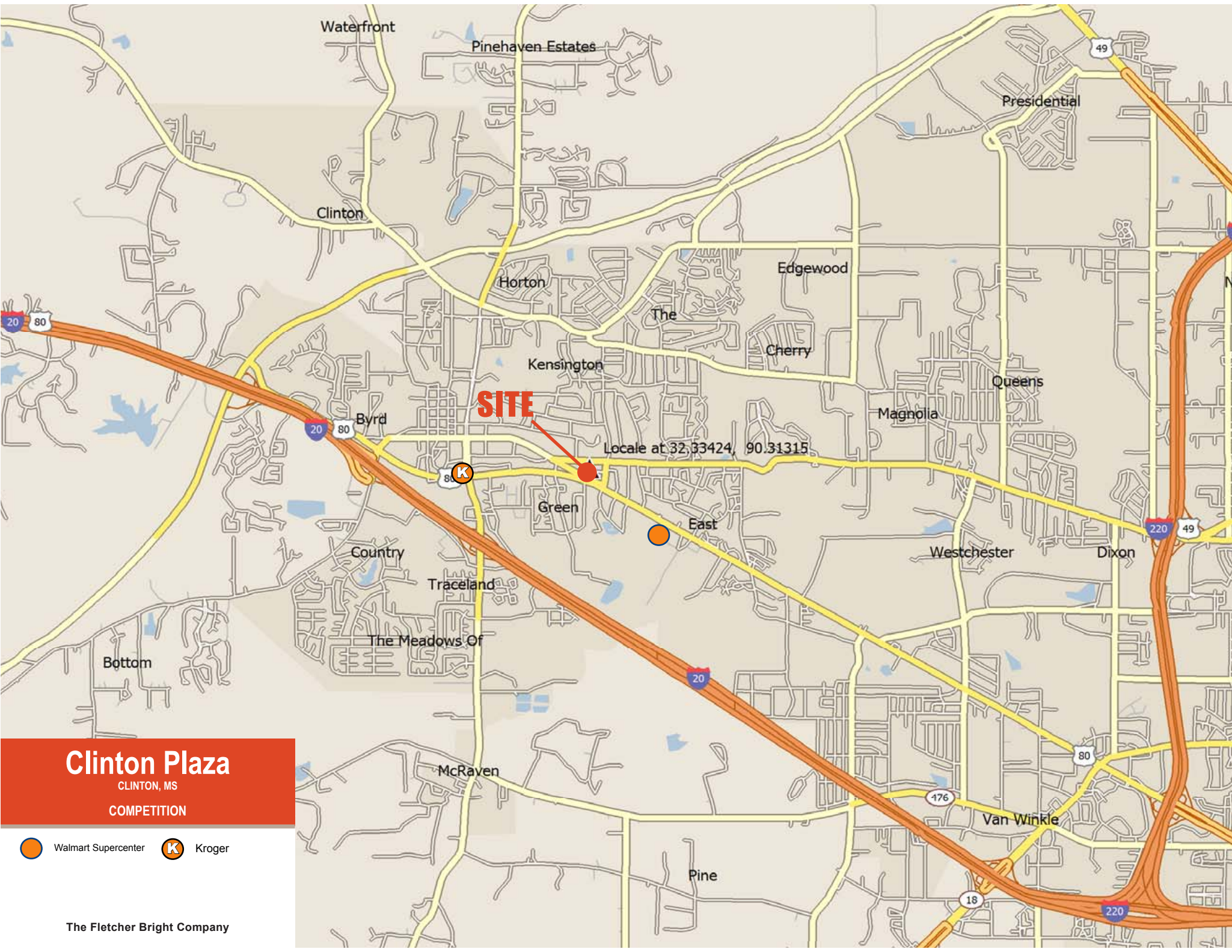


Clinton Plaza

CLINTON, MS

AERIAL

CLINTON, MS



Clinton Plaza

CLINTON, MS

COMPETITION



Walmart Supercenter



Kroger

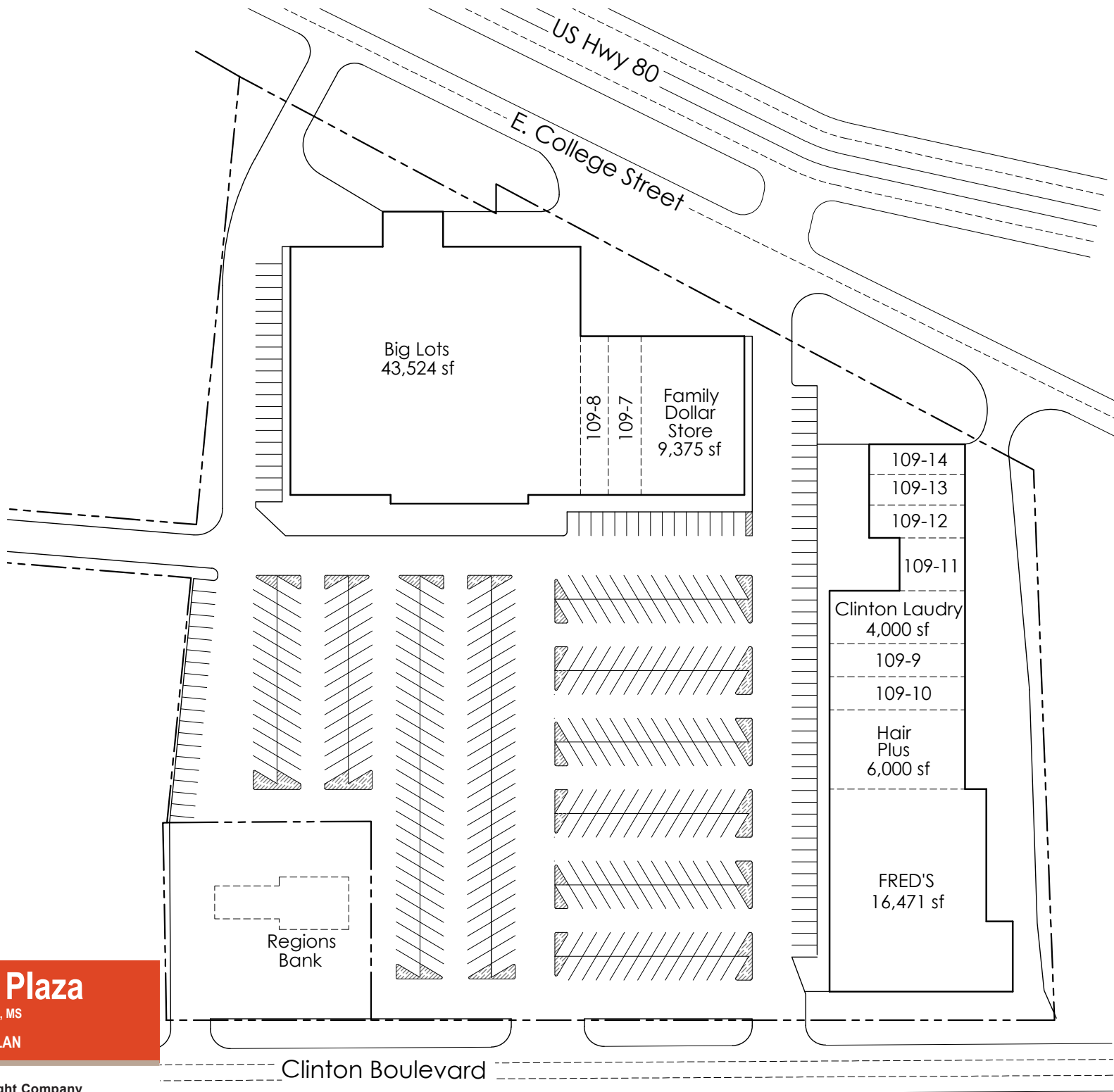
Clinton Plaza

CLINTON, MISSISSIPPI



	1 Mi Ring	3 Mi Ring	5 Mi Ring
2015 Population	6,182	29,846	55,454
2015 Households	2,580	11,748	20,997
2015 Avg HH Income	\$53,452	\$62,852	\$55,215

Coordinates: 32.33424, 90.31315



Clinton Plaza

CLINTON, MS

SITE PLAN

The Fletcher Bright Company

This is a preliminary site plan subject to modification by the developer.

The City of Clinton is ideally situated for business growth and prosperity, being located on major interstate thoroughfares in the central portion of Mississippi and adjacent to the capital city of Jackson.



LOCATION

Clinton is located in central Mississippi between the state's capital city of Jackson and port city of Vicksburg. As part of the Jackson Metropolitan Statistical Area (MSA), our city enjoys the conveniences and workforce availability of the state's largest metropolis.

DEMOGRAPHIC INFORMATION

Category	Clinton	Jackson MSA
Population (2014 est.)	26,351	545,394
Average Household Size	2.76	2.60
Median Household Income	\$59,000	\$44,864

EDUCATIONAL ATTAINMENT:

	Population - Age 25 Plus	
Associate Degree:	7.1%	7.5%
Bachelor's Degree:	27.9%	18.7%
Professional Degree:	15.8%	10.9%